

MCS-8M

Multi-format Compact Switcher

SONY
make.believe





Compact Switcher with Simple and Intuitive Operability

Sony introduces a new model to its switcher lineup, the MCS-8M Compact Switcher with a built-in audio mixer and frame synchronizer. Inside a compact body, the MCS-8M integrates excellent cost efficiency and affordability along with a great range of useful features.

This user-friendly switcher has many preset DME wipe patterns, a built-in multi-viewer, one-channel frame memory, an Input Freeze function for each source, the ability to import still images via a USB port, a 3D Mode function, a six-channel audio mixer, and more.

In addition, the MCS-8M Compact Switcher is designed to be simple and intuitive to use - this reduces the learning curve and provides content-creation tool that's ideal for live event programming. Affordable and powerful, it is well-suited to a wide range of live productions such as news at small studios, wedding and house-of-worship productions, music clip creation, and conferences at corporations.



Versatile Capability

The MCS-8M is a powerful production tool, with Sony's state-of-the-art switcher technology packed into its compact body. The internal video-processing technology comes from Sony's popular and trusted MVS Series switchers.

The following multiple signals can be controlled and set up in HD or SD via simple operation according to production needs. This switcher therefore offers an ideal migration path from SD to HD video switching without additional cost.

1080i/59.94/50, 720p/59.94/50,
480i/59.94, 576i/50



8 Inputs

HD Mode: HD-SDI (x 4), HDMI (x 3), DVH (x 1)

SD Mode: SD-SDI (x 4), Analog Composite (x 3), DVH (x 1)

* Frame synchronizer function is available for all inputs.

4 Outputs

HD Mode: PGM (HD-SDI), AUX1 (HD-SDI),

AUX2 (HD-SDI and DVI-D),

Multi-viewer (DVI-D and HD-SDI)

SD Mode: PGM (SD-SDI), AUX1 (SD-SDI),

AUX2 (SD-SDI and Analog Composite),

Multi-viewer (DVI-D and SD-SDI)



Unique and Creative AUX MIX Function

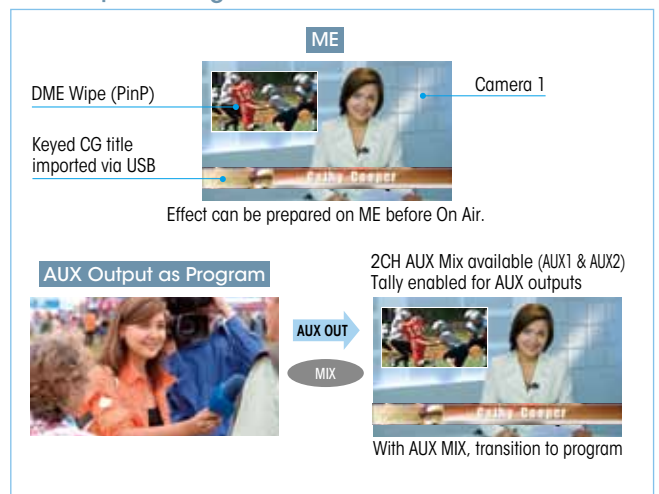
The Aux Mix is a unique and very useful function for live production. You can make a mix transition from the program video to the next source, such as a camera input. In addition, you can prepare the program video by adjusting parameters (such as effects and keys) before it is switched, and then

make a mix transition from an input source to the prepared program video. The resultant performance is similar to integrating an additional M/E row, and the mix capability is available for both AUX1 and AUX2 outputs.

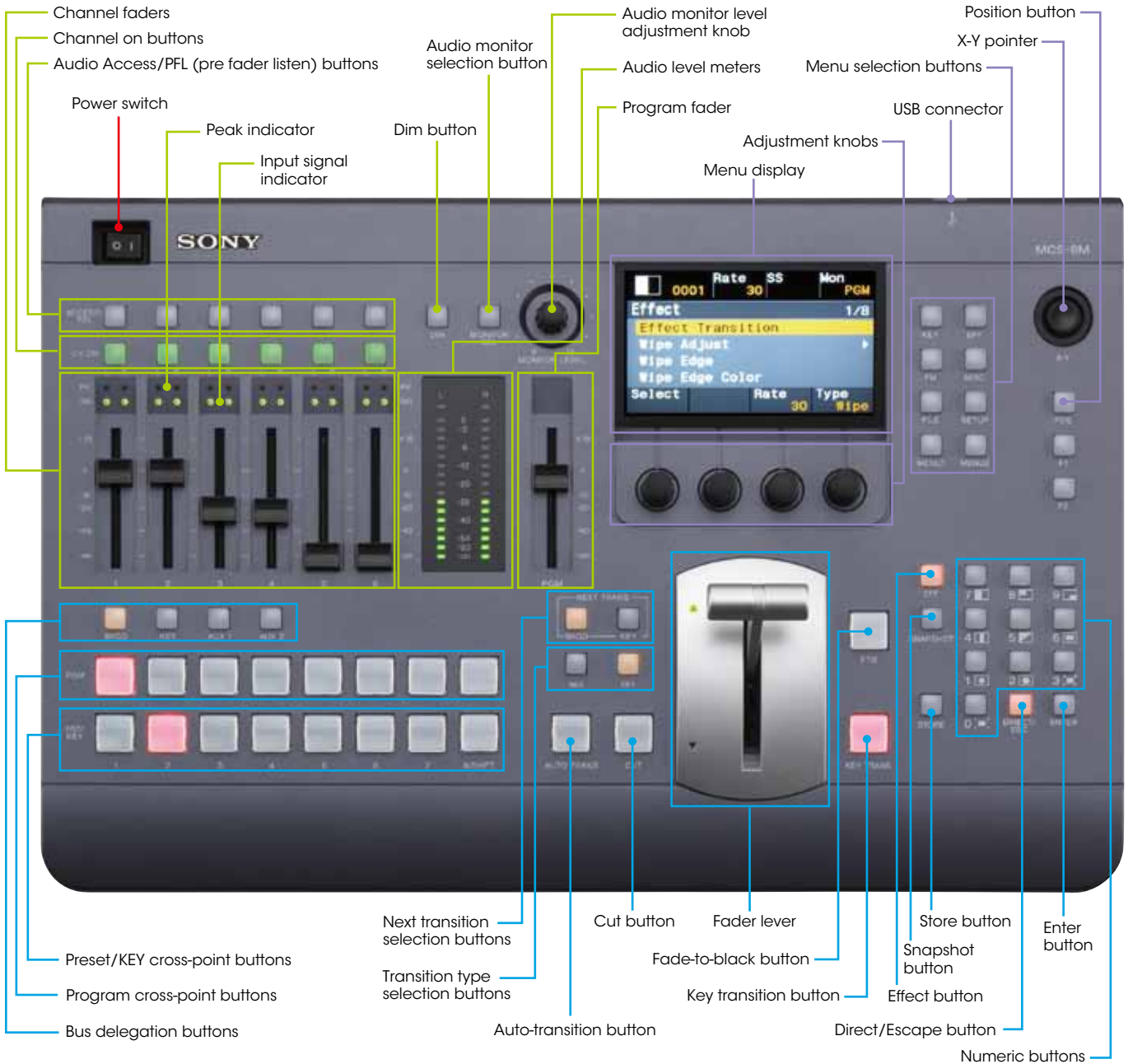
AUX Output as Isolation Recording



AUX Output as Program



Control Panel View



Built-in Six-channel Audio Mixer Function with Audio Delay Adjustment

For applications such as making music clips or multi-lingual programming, the MCS-8M supports six-channel audio assignable from any input. An excellent audio delay adjustment function is also provided for lip synchronization.

Audio Input:

SDI (Embedded x 4), HDMI (Embedded x 3), MIC/LINE (XLR/TRS combo: Balance x 2), MIC/LINE (TRS phone: Balance x 4), LINE (Phono jack: Unbalance x 2)

Audio Output:

SDI (Embedded x 3), PGM (XLR: Balance x 2), AUX (TRS phone: Balance x 2), MON (TRS phone: Balance x 2), MIX (Phono jack: Unbalance x 2), Headphones (x 1)

Multi-viewing Function Reduces Total System Cost

The Multi-viewing function splits the screen into ten or four windows to show multiple sources on a single monitor. You can check sources on the same monitor at the same time.

The sub-screen with a red frame contains the video that is currently on air.

The multi-viewing video signal is output from SDI and DVI-D simultaneously.

Multi-viewing (10-split) Out



Multi-viewing (4-split) Out



Benefits for Live Production Operations

Frame Memory System

The MCS-8M provides one-channel frame memory. Up to 12 still images can be stored.

Import Still Image Function Via a USB port

TIFF/TGA images with alpha channels and BMP images can be imported from USB memory.

Input Freeze Function for Each Source


A freeze video can be assigned to any cross point to be used as a video input signal. It can be exported from a USB port.

Snapshot

The snapshot function allows you to save effect and key configurations for a specific scene. By saving frequently-used configurations as snapshots, you can quickly recall settings when necessary. Up to 20 snapshots can be saved.

Preset Effect Buttons

The following effect patterns are pre-assigned to the numeric buttons (0 to 9). These buttons make it easy for you to apply effects to the video.



Preset Effect Buttons

Background Transition:

Cut, Mix, Wipe, DME Wipe

1 Keyer:

Luminance key, Linear key, Chroma key

Keyer Transition:

Cut, Mix, Wipe, DME Wipe

Effect Pattern List

Wipe

1		2		3	
4		5		6	
7		8		9	
10		11		12	
13		14		15	
16		17		18	
19		20		21	
22		23		24	

Mix

900	
-----	--

NAM (non-additive mix)

901	
-----	--

Slide

1001		1002		1003	
1004		1005		1006	
1007		1008			

Squeeze

1021		1022		1023	
1024		1025		1026	
1027		1028		1029	
1030		1031			

Door (3D)

1041		1042		1043	
1044					

Frame In/Out

1201		1202		1203	
1204		1205		1206	
1207		1208		1221	
1222		1223		1224	

Flip Tumble¹⁾

1101		1102	
------	--	------	--

PinP (picture-in-picture)¹⁾

1251	
------	--

Mosaic¹⁾

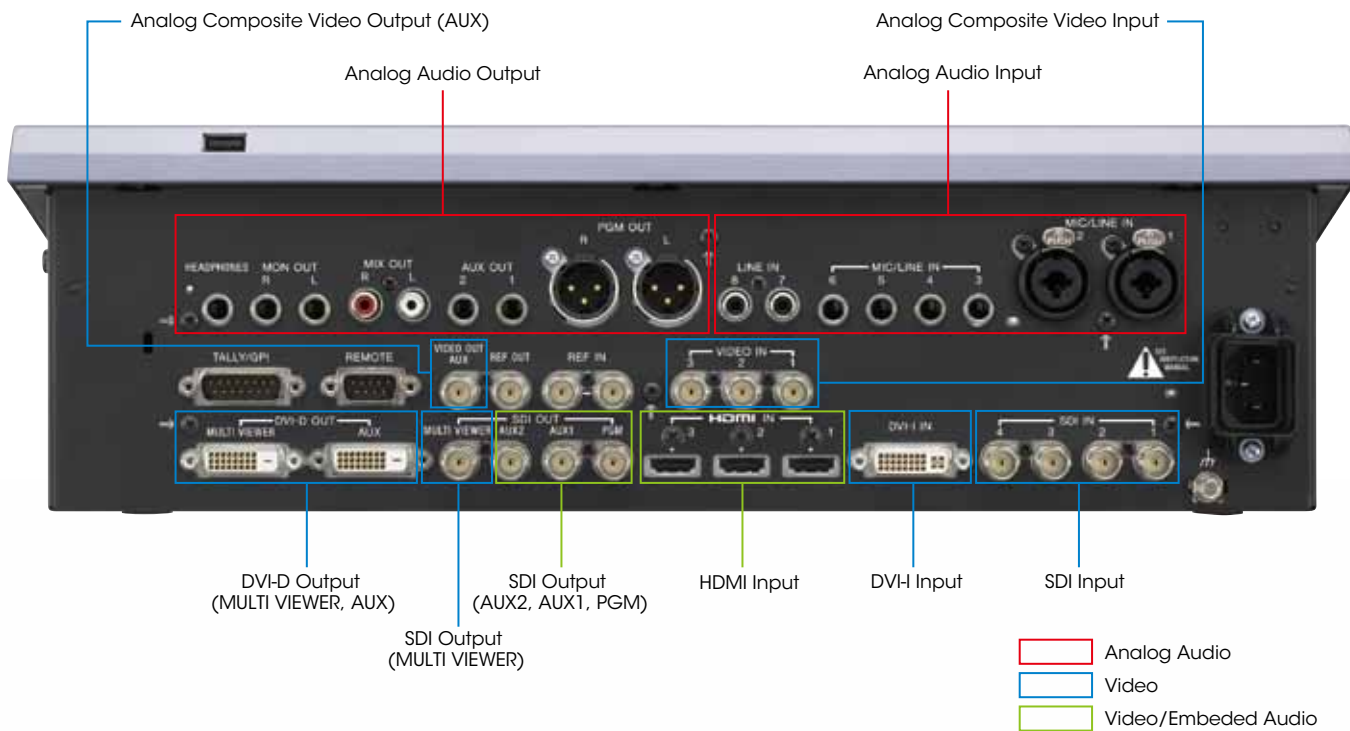
1701	
------	--

Defocus¹⁾

1702	
------	--

¹⁾ Can only be used for BKGD transitions.

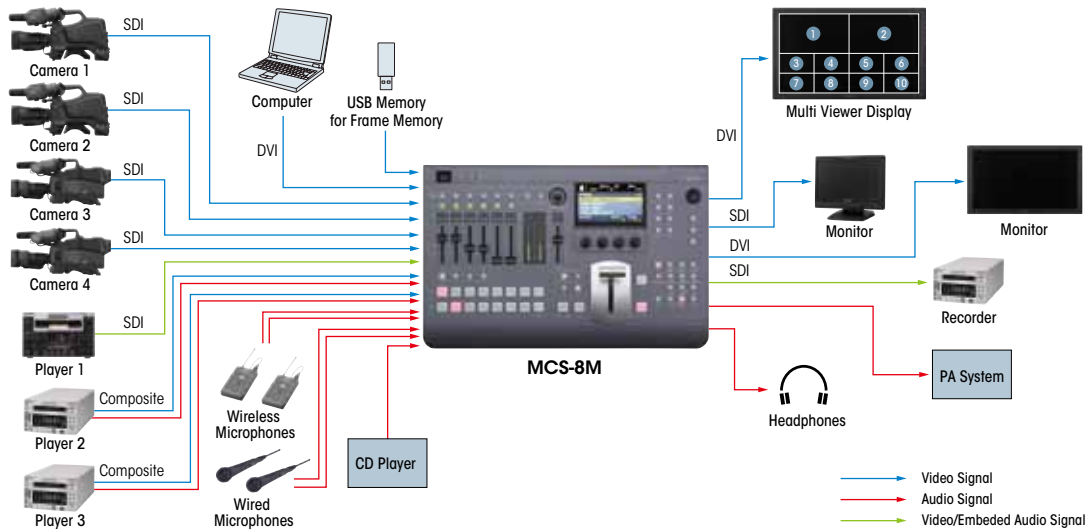
Rear Panel View



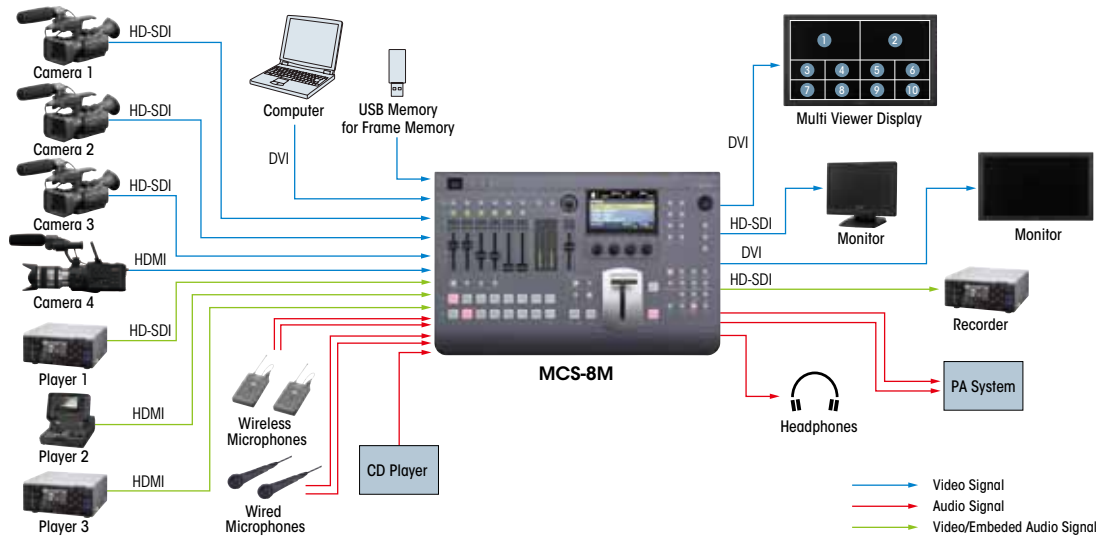
System Configuration Example:

The MCS-8M is effectively used in combination with other leading Sony products including HD/SD system cameras (the HXC Series), SD system cameras (the DXC Series), and camcorders (the XDCAM EX™ Series and NXCAM™ Series). Setting up a system with these various elements, you can easily achieve solutions for small-scale production right up to full-scale live production.

SD Studio System Example

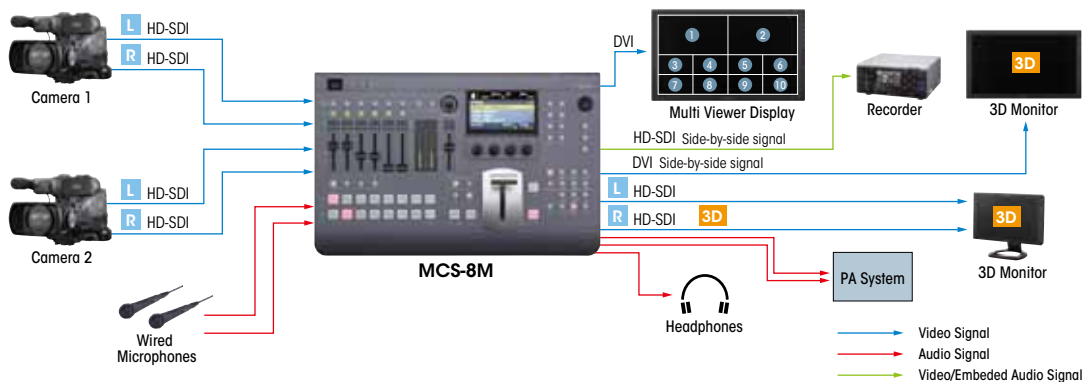


HD Studio System Example



3D Mode (L/R-linked Cut or Mix, Side-By-Side Output)

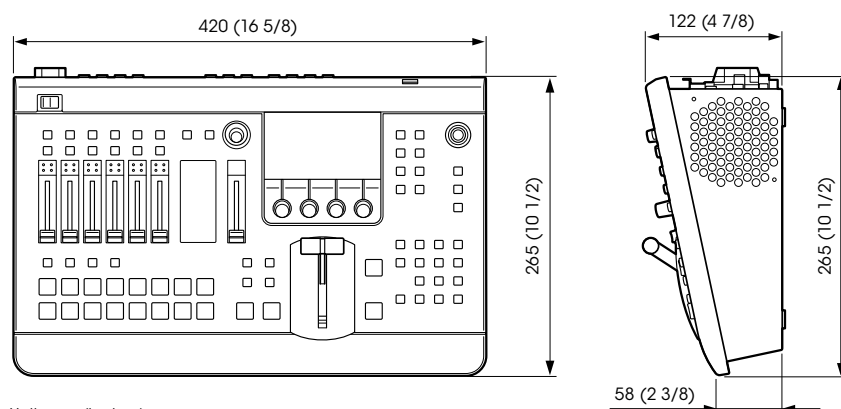
In 3D mode, CUT or MIX functions are available as a background transition of right-eye and left-eye signals. 3D images can be output as side-by-side signals.



Specifications

MCS-8M		
General		
Power requirement	100 V AC to 240 V AC \pm 10%, 50/60 Hz	
Power consumption	100 V : 0.7 A, 240 V : 0.3 A	
Dimensions (W x H x D)	420 x 122 x 265 mm (16 5/8 x 4 7/8 x 10 1/2 inches)	
Mass	5 kg (13 lb 4 oz)	
Operating temperature	5 °C to 40 °C (41 °F to 104 °F)	
Supported format	1080i/50, 1080i/59.94, 720p/50, 720p/59.94, 480i/59.94, 576i/50	
Input/output		
Video input	SDI	BNC (x4), SMPTE-292M, 299M, 259M-C, 272M-A
	HDMI	HDMI (Type A) (x3)
	DVI-I	DVI (x1) (DVI-IIN)
	Composite	BNC (x3)
	Reference	BNC (x2), loop through 75 Ω , analog black burst or tri-level sync signal
Video output	SDI	BNC (x4), SMPTE-292M, 299M, 259M-C, 272M-A
	DVI-D	DVI (x2) (AUX, MULTI VIEWER)
	Composite	BNC (x1)
	Reference	BNC (x1), 75 Ω , black burst signal
Audio input	Analog input 1 and 2	XLR/TRS combo (x2) (MIC/LINE 1 and 2), male
	Analog input 3 to 6	TRS phone (x4) (MIC/LINE 3 to 6)
	Analog input 7 and 8	Phono jack (x2) (LINE 7 and 8)
Audio output	Analog output 1 and 2	XLR (x2) (PGM OUT L and R), female
	Analog output	TRS phone (x4) (AUX 1/AUX 2/MON L/MON R)
	Analog output	Phono jack (x2) (MIX L/MIX R)
	Headphones output	Standard stereo phone (x1)
Other Interfaces		
USB	Type A (x1)	
Remote	D-sub 9-pin (x1), male, RS-232C	
TALLY/GPI	D-sub 15-pin (x1), male	
Supplied accessories		
75-ohm termination resistor (1), Operating instructions for basic operation (Japanese and English, 1 each), CD-ROM operating instructions for basic/advanced operation (Japanese, English, French, German, Italian, Spanish, Simplified Chinese, Korean, and Portuguese) (1)		

Dimensions



Unit: mm (inches)

Distributed by

©2011 Sony Corporation. All rights reserved.
 Reproduction in whole or in part without written permission is prohibited.
 Features and specifications are subject to change without notice.
 The values for mass and dimension are approximate.
 "SONY", "make.believe", "XDCAM EX", and "NXCAM" are
 trademarks of Sony Corporation.